


1. Hold down the  key to go into the Advanced Setup.






12-01.ADV Setup
UnderRun Protect

2. Press the down arrow key  until you are at "Format HDD."



12-04.Setup
Format HDD

3. Press  key. Press the down arrow key  & select "DL" for dual layer. (**PLEASE NOTE**: Formatting your hard drive for dual layer DVDs will re-partition the hard drive & any previous data will be lost!) Press  to go back to the main menu.
4. Follow instructions for either burning from the master, or loading the master as an image file on your hard drive & burning from there.