





How to do a test

1. Have your master in the source drive or the proper partition of the hard drive set as the source.
2. Load as many drives with blank discs as you want tested.
3. Scroll down  to 2. Test & press Enter .

(Note the below example has the P: A displayed because partition A of the hard drive is set as the source).



How to do a test & copy

1. Have your master in the source drive or the proper partition of the hard drive set as the source.
2. Load as many drives with blank discs as you want tested then copied.
3. Scroll down  to 3. Test & Copy & press Enter .

(Note the below example has the P: A displayed because partition A of the hard drive is set as the source).

